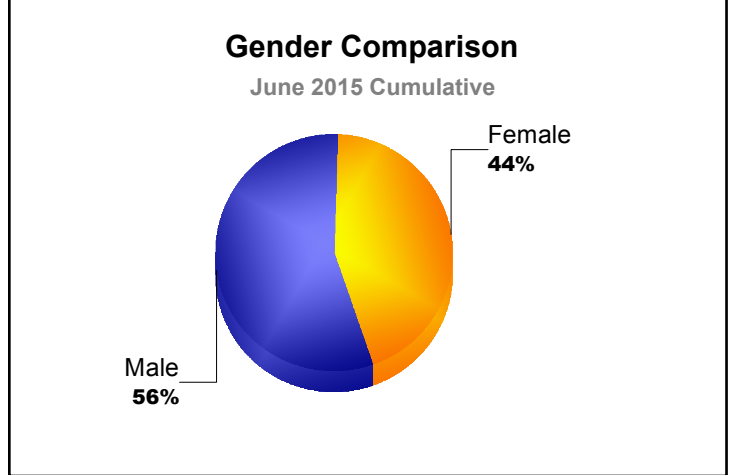
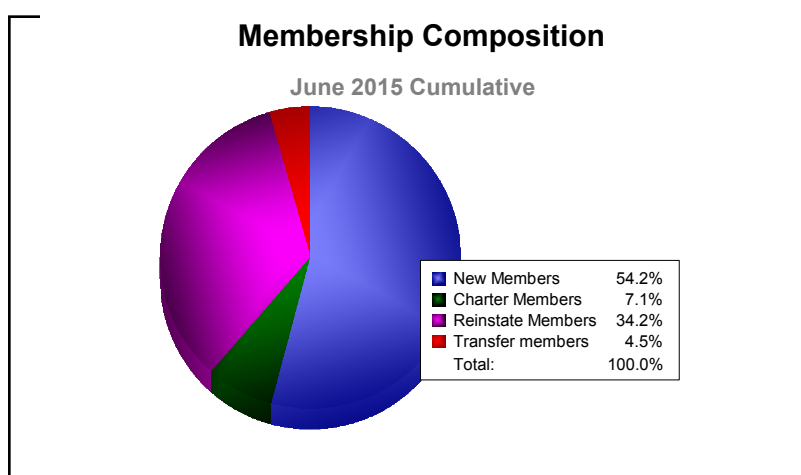
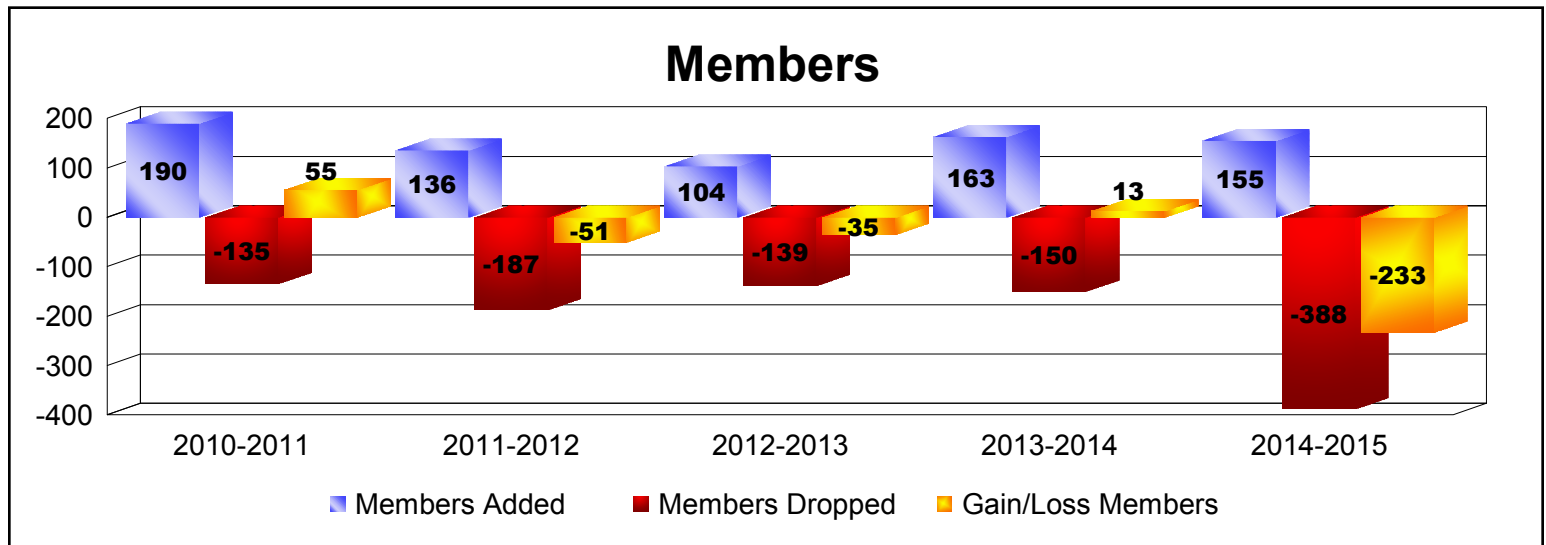
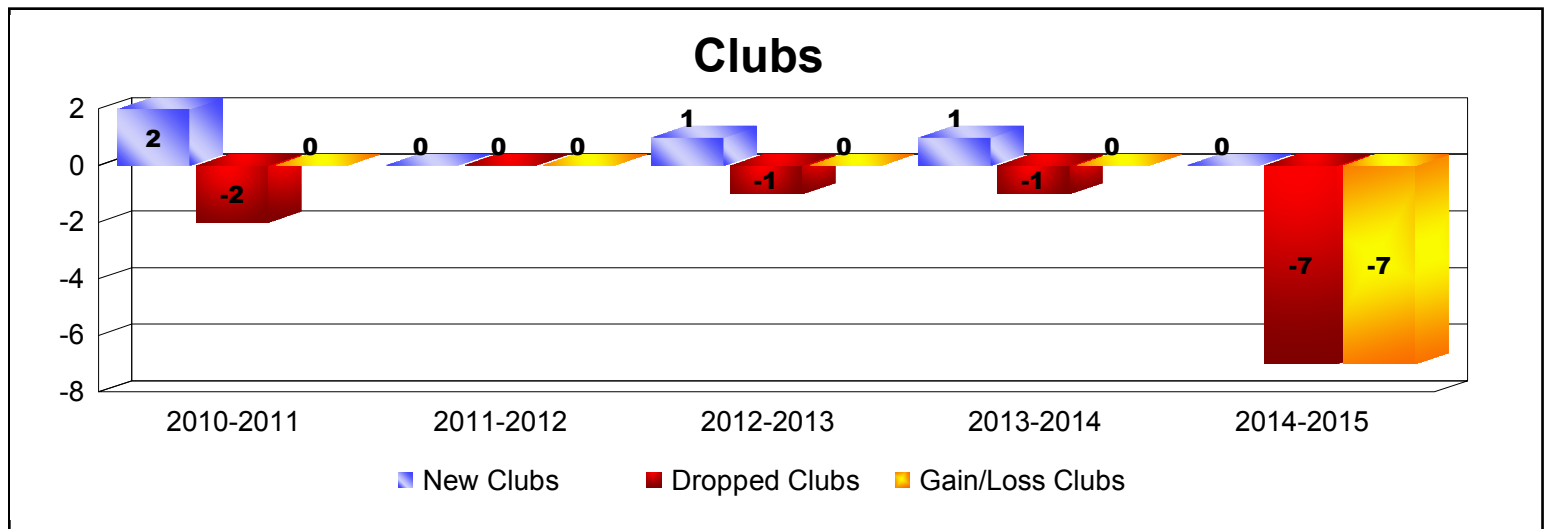


Year	New Clubs	Dropped Clubs	Gain/ Loss Clubs	New Members	Charter Members	Reinstate Members	Transfer Members	Total Member Added	Total Members Dropped	Gain/ Loss Members
2010-2011	2	-2	0	95	68	26	1	190	-135	55
2011-2012	0	0	0	129	0	3	4	136	-187	-51
2012-2013	1	-1	0	65	27	12	0	104	-139	-35
2013-2014	1	-1	0	104	43	11	5	163	-150	13
2014-2015	0	-7	-7	84	11	53	7	155	-388	-233
Average	1	-2	-1	95	30	21	3	150	-200	-50



Year	New Clubs	Dropped Clubs	Gain/ Loss Clubs	New Members	Charter Members	Reinstate Members	Transfer Members	Total Member Added	Total Members Dropped	Gain/ Loss Members
2010-2011	0	0	0	1	0	0	0	1	0	1
2011-2012	0	0	0	1	0	0	0	1	0	1
2012-2013	0	0	0	1	0	0	0	1	0	1
2013-2014	0	0	0	0	0	0	0	0	-5	-5
2014-2015	0	0	0	0	0	0	0	0	-1	-1
Average	0	0	0	1	0	0	0	1	-1	-1

